

Communities Speak Fall 2021 Survey: The Bronx



Using Microdata to Understand the Secondary Impacts of Covid-19
for Applied Policymaking in New York City

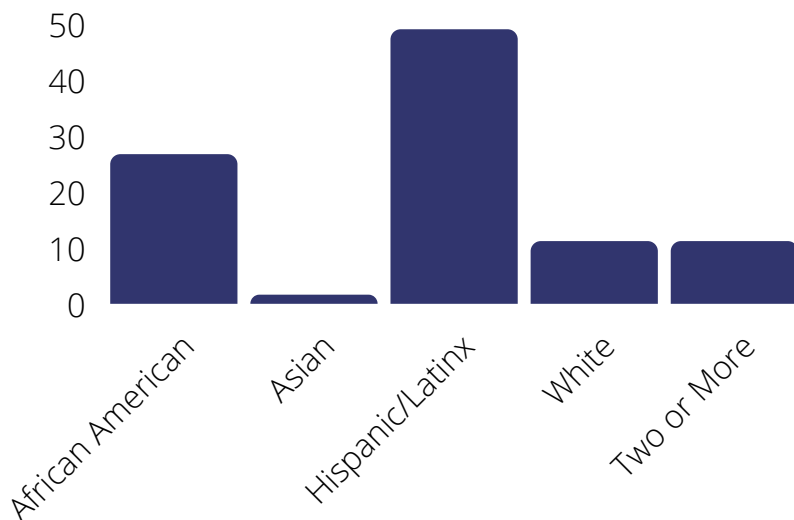
BACKGROUND

There are significant gaps in knowledge on the secondary impacts of COVID-19, particularly on low-income families and small businesses. Without accurate data, policy makers are unable to address its socio-economic impacts effectively.

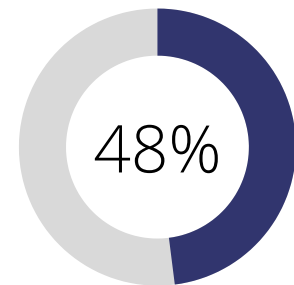
Communities Speak collected microdata between November 2021 and February 2022. Survey data collection enabled us to analyze the social, economic and policy impacts of COVID-19 and its aftermath, providing invaluable insights into the challenges and potential for resilience of communities in New York City.

BRONX RESPONDENTS

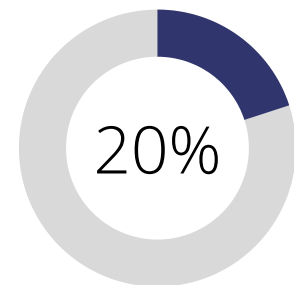
Race



Households with Children

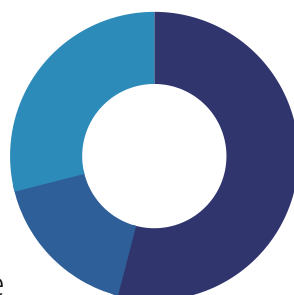


Households with Older Adults



Income

At or Above Median Income
29%



Below Poverty Line
54%

Below 2020 Median Income
17%

Financial Difficulty

Bronx residents were more likely than residents of other boroughs to report financial difficulties.

Food Insecurity

- Bronx: 36%
- Bronx Hispanic/Latinx: 45%
- Other Boroughs: 18%

Difficulty Paying Rent

- Bronx: 35%
- Bronx Hispanic/Latinx: 42%
- Other Boroughs: 21%

Difficulty Paying Bills

- Bronx: 48%
- Bronx Hispanic/Latinx: 53%
- Other Boroughs: 27%

Difficulty Affording Childcare

- Bronx: 41%
- Bronx Hispanic/Latinx: 45%
- Other Boroughs: 26%

Access to Resources

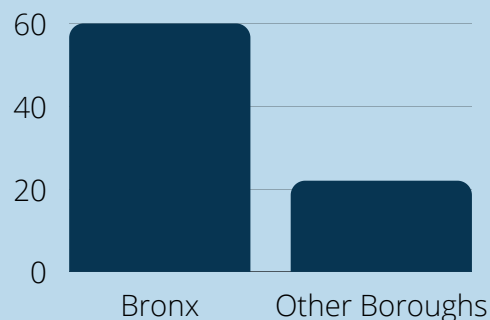
Bronx residents were more likely to have difficulty accessing resources.



Difficulty finding housing

- Bronx: 10%
- Other Boroughs: 7%

Can't find **childcare** when they need it



Mental and Physical Health

Bronx residents were more likely to experience mental health challenges and test positive for COVID, but less likely to have health insurance.

88% of Bronx residents reported at least one mental health challenge, compared to **73% from other boroughs**

- Bronx Households with Older Adults: 92%

Tested Positive for COVID-19

- Bronx: 39%
- Other Boroughs: 22%
- Households with Children: 47%

Lack Health Insurance

- Bronx: 9%
- Other Boroughs: 2%
- Households with Children: 15%

Bronx residents rated city government higher than residents of other boroughs on average.